

prime^{en}

Personal Protective Equipment

Face Mask & Face Shield | Head Wear & Gown

A brand by

mun

www.munglobal.com



Protection Always On



Face Shield | FPA90UN
Elastic Headband with Foam • Full Length



Surgical Face Mask | FPM20UN
Ties • Anti-Fog Foam



Procedure Face Mask | FPM21UN
Ear Loops • White



Procedure Face Mask | FPM22UN
Ear Loops • Anti-Fog Foam • Shield



Surgical Face Mask | FPM23UN
Ties • Anti-Fog Foam • Shield



Surgical Face Mask | FPM30UN
Ties • Anti-Fog Foam



Surgical Face Mask | FPM31UN
Ties • Anti-Fog Foam • Shield

Face Mask & Face Shield Comparison Chart

Product Code	Face Shield	Artemis Procedure Face Mask	Artemis Procedure Face Mask	Artemis Surgical Face Mask	Artemis Surgical Face Mask	Athena Surgical Face Mask	Athena Surgical Face Mask
	FPA90UN	FPM21UN	FPM22UN	FPM20UN	FPM23UN	FPM30UN	FPM31UN
Ties				✓	✓	✓	✓
Ear Loops		✓	✓				
Anti-fog foam			✓	✓	✓	✓	✓
Face Shield	✓		✓		✓		✓
Latex Free	✓	✓	✓	✓	✓	✓	✓
Color	Blue Headband	White	White	White	White	Blue	Blue
Australia Standard AS4381-2015	N/A	Level 2	Level 2	Level 2	Level 2	Level 3	Level 3
Fluid Resistant (mmHg)	✓	120	120	120	120	160	160
Performance BFE ≥99%	N/A	✓	✓	✓	✓	✓	✓
ΔP 2.6 (avg)	N/A	✓	✓	✓	✓	✓	✓
Packaging	60 units per carton	50 masks per box 6 boxes per carton	25 masks per box 4 boxes per carton	50 masks per box 6 boxes per carton	25 masks per box 4 boxes per carton	50 masks per box 6 boxes per carton	25 masks per box 4 boxes per carton

Table 1.0

Face Mask

PrimeOn™ face masks are designed to meet industry standards and regulations, such as AS 4381-2015 and ASTM F2101 for specific clinical applications, and all PrimeOn™ masks are manufactured under ISO 13485. The materials and donning attachments are sonically bonded, and all PrimeOn™ face masks have enclosed nosepieces to assist in conforming to the contours of the face.

See *Table 1.0* for performance data by category and code.

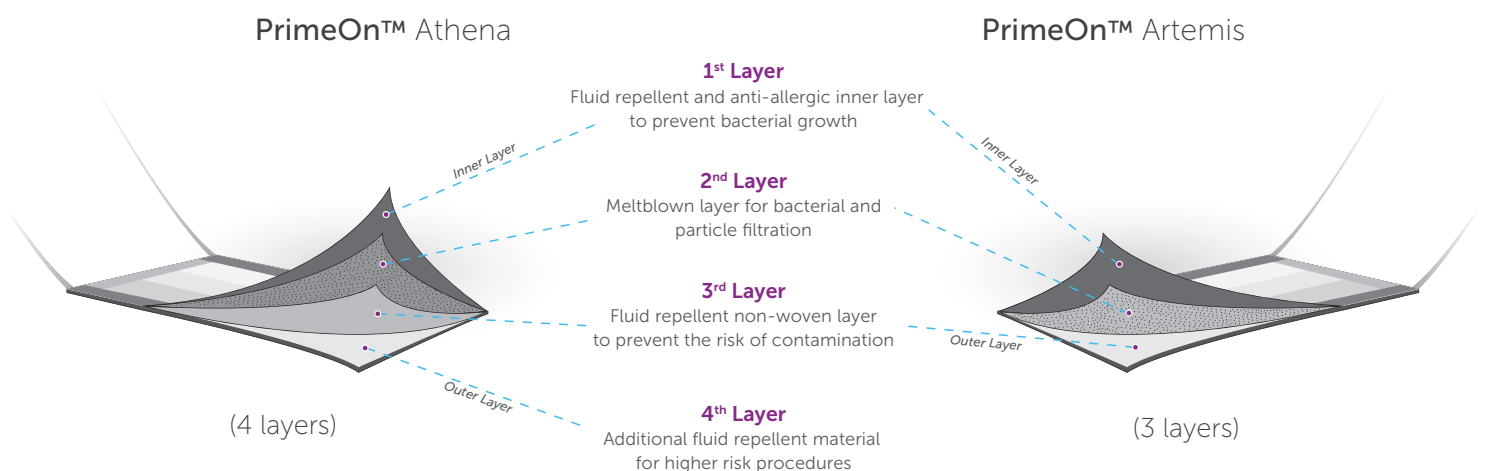
According to the Australia Standard for Single-use Face Masks for Use in Health Care (AS 4381:2015), face masks are categorised based on the level of protection – Level 1, Level 2 & Level 3. See *Table 2.0*

Characteristics	Level 1 Barrier	Level 2 Barrier	Level 3 Barrier
Bacterial Filtration Efficiency (BFE%)	≥ 95%	≥ 98%	≥ 98%
Differential Pressure (ΔP), mmH₂O/cm²	< 4.0	< 5.0	< 5.0
Resistance to penetration by synthetic blood, minimum pressure in mmHg	80 mmHg	120 mmHg	160 mmHg
Application	For general purpose medical procedures where there is no risk of exposure to blood or body fluid splash	For use in emergency department, dentistry, endoscopy or wound dressing where minimal blood or body fluid droplet exposure may possibly occur	For all surgical procedures and major trauma first aid or in any environment where the risk of exposure to blood or body fluid splash are high

Table 2.0 AS 4381-2015 Single use face mask for use in Health Care (P.6)

It is critical for the wearer to wear the right mask for the right task to ensure they are being protected while they care for their patients. All PrimeOn™ masks are made of materials that are able to withstand storage and usage in the environments likely to be encountered. Materials which are in contact with the skin are non-staining, soft, pliable and not likely to cause any skin irritation. The mask material used for manufacturing the PrimeOn™ face masks are hazard and latex free.

The PrimeOn™ face mask range has been tested to ensure they will not disintegrate, split or tear when used for its intended purpose. These masks will maintain their integrity, breathability and function throughout the use of the procedure. Each design has additional features such as a wrap around shield and anti-fog device to enhance the mask's performance, user's experience and protection according to the user's needs.



The PrimeOn™ Athena facial protection range consists of 4 layers of non-woven materials, while the PrimeOn™ Artemis facial protection range consists of 3 layers of non-woven materials.

Sequence For Donning Personal Protective Equipment

The type of PPE used will vary based on the level of precautions required; e.g. Standard and Contact, Droplet or Airborne Infection Isolation. The procedure for putting on and removing PPE should be tailored to the specific type of PPE.

1 GOWN

- ✓ Fully cover torso from neck to knees, arms to end of wrists, and wrap around the back
- ✓ Fasten in back of neck and waist



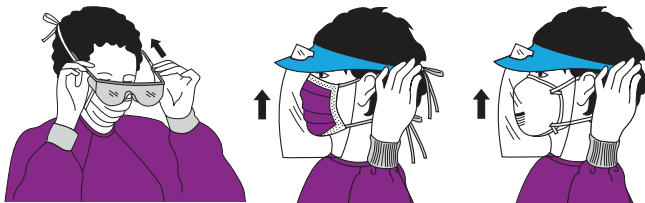
2 MASK OR RESPIRATOR

- ✓ Secure ties or elastic bands at middle of head and neck
- ✓ Fit flexible band to nose bridge
- ✓ Fit snug to face and below chin
- ✓ Fit-check respirator



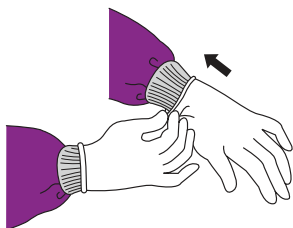
3 GOGGLES OR FACE SHIELD

- ✓ Place over face and eyes and adjust to fit



4 GLOVES

- ✓ Extend to cover wrist of isolation gown



Use Safe Work Practices To Protect Yourself And Limit The Spread Of Contamination

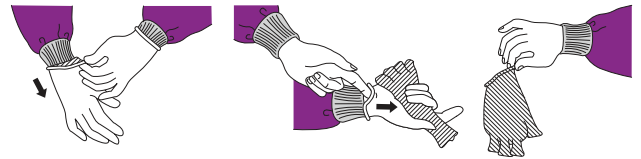
- ✓ Keep hands away from face
- ✓ Limit surfaces touched
- ✓ Change gloves when torn or heavily contaminated
- ✓ Perform hand hygiene

Sequence For Doffing Personal Protective Equipment

Remove PPE at doorway or in waiting area, and remove respirator after leaving the patients room and closing the door to avoid contamination.

1 GLOVES

- ✓ Grasp outside of glove with opposite gloved hand and peel off
- ✓ Hold removed glove in gloved hand
- ✓ Slide fingers of ungloved hand under remaining glove at wrist
- ✓ Peel glove off over first glove
- ✓ Discard gloves in waste container



2 GOGGLES OR FACE SHIELD

- ✓ To remove, handle by head band or ear pieces
- ✓ Place in designated receptacle for reprocessing or in the waste container



3 GOWN

- ✓ Unfasten ties and pull away from neck and shoulders, touching inside of gown only
- ✓ Turn gown inside out
- ✓ Fold or roll into a bundle and discard



4 MASK OR RESPIRATOR

- ✓ Front of mask/respirator is contaminated - DO NOT TOUCH!
- ✓ Grasp bottom and top ties or elastics for removal
- ✓ Discard in waste container



Perform Hand Hygiene Immediately After Removing All PPE

Protective Apparel Range Head Wear & Gown



Code	AHW10UN
Product Description	Bouffant Cap
Packaging	50 pieces/bag, 20 bags/carton

- Latex Free • Universal Size



Code	AGO40UN
Product Description	Everyday Impervious Gown
Packaging	10 pieces/pack, 5 packs/carton

- Lightweight Spunbond Fabric with Laminate • Latex Free • Universal Size



Code	AGO41RR	AGO41LL
Size	Regular	Large
Product Description	Specialised Impervious Gown	
Packaging	10 pieces/pack, 5 packs/carton	

- Lightweight Spunbond Fabric with Laminate • Latex Free
- Available in 2 Sizes: Regular & Large



Code	AGO30RR	AGO30XL
Size	Regular	X-Large
Product Description	Impervious Gown - Thumb hook	
Packaging	15 pieces/box, 5 boxes/carton	

- Packed in an Easy Dispensing Box • Latex Free
- Available in 2 Sizes: Regular & X-Large

Choosing the Right Gown for the Right Task

The type of gown required depends on the degree of risk, including the anticipated degree of contact with infectious material and the potential for blood and body substances to penetrate through clothing or skin:

Types of gowns

- **A clean non-sterile gown** is generally adequate to protect skin and prevent soiling of clothing during procedures and/or patient-care activities that are likely to generate splashing or sprays of blood or body substances
- **A fluid-resistant gown** should be worn when there is a risk that clothing may become contaminated with blood, body substances, secretions or excretions (except sweat).¹

Factors to consider²

Gowns are used to protect the healthcare worker's exposed body areas and prevent contamination of clothing with blood, body substances, and other potentially infectious material. Considerations in choosing the right gown:

- *The volume of body substances likely to be encountered*
- *The extent and type of exposure to blood and body substances*
- *The probable type and route of transmission of infectious agents.*

If a fluid-resistant full body gown is required, it is always worn in combination with gloves, and with other PPE when indicated. Full coverage of the arms and body front, from neck to the mid-thigh or below, ensures that clothing and exposed upper body areas are protected.

At MUN, we offer a vast range of impervious isolation gowns with your protection and comfort in mind. All our PrimeOn™ non-sterile impervious isolation gowns are designed for use in applications where light to moderate fluid contact can be expected. PrimeOn™ impervious isolation gowns offer worry-free comprehensive protection from blood and body fluids and help maintain the health and confidence of all health care professionals. With sealed seams, neck ties / Velcro tape, elastic / knitted / thumb-hook cuffs, impervious plastic film or film laminate, PrimeOn™ gowns are ideal for patient contact, isolation, decontamination or general clean-up tasks. (Select gowns available in convenient dispensers box.)



1. NHMRC Australian Guidelines for the Prevention and Control of Infection in Healthcare, 47.
2. Ibid, 48.



Distributed by :

Mun Australia Pty Ltd
Suite 305, 51 Rawson Street
Epping, NSW 2121, Australia

T : 1800 456 837 (GLOVES)
E : info.au@munglobal.com
W : www.munglobal.com

Proud Supporter of



All PrimeOn® PPE meet relevant Therapeutic Goods Administration (TGA) criteria for listing on the Australian Register of Therapeutic Goods (ARTG) or equivalent.

